

ELMARK[®]

The Brand of Electricity

TWO & FOUR LINES

SKY TL2025



GENERAL INFORMATION »

- ∴ Voltage: 185-265 V AC/ 50-60Hz
- ∴ Power: 20W; 30W
- ∴ Driver: Non-isoalted
- ∴ Colour temperature: 2700K; 4000K
- ∴ Colour: White; Black
- ∴ Body: Aluminium
- ∴ Beam angle: 24°
- ∴ Colour rendering index: Ra≥80
- ∴ Switch on/off >20 000
- ∴ Long life: 30 000h
- ∴ Protection against dust and moisture: IP40

FEATURES »


- ∴ Completely replace traditional lighting fixtures
- ∴ Pleasant and uniform light distribution
- ∴ Low power consumption
- ∴ Repeated switch on/off does not affect the lifespan
- ∴ Instant light with maximum luminous flux
- ∴ Environmentally friendly - no mercury and lead
- ∴ No ultraviolet and infrared rays
- ∴ Resistant to shock and vibration-free body
- ∴ Low heat emission
- ∴ Suitable for commercial sites, administrative buildings, banks, offices


TECHNICAL SPECIFICATION SHEET


PRODUCT DETAILS »

Catalogue number WHITE	Catalogue number BLACK	Type	Watt (W)	Whole fixture lumens (lm)	Colour temp. (K)	Diameter (mm)	Height (mm)	Beam angle
93TL202520WW/WH	93TL202520WW/BL	2 LINES	20	1400	2700	60	160	24°
93TL202520W/WH	93TL202520W/BL	2 LINES	20	1400	4000	60	160	24°
93TL202530WW/WH	93TL202530WW/BL	2 LINES	30	2000	2700	75	180	24°
93TL202530W/WH	93TL202530W/BL	2 LINES	30	2000	4000	75	180	24°
94TL202520WW/WH	94TL202520WW/BL	4 LINES	20	1400	2700	60	160	24°
94TL202520W/WH	94TL202520W/BL	4 LINES	20	1400	4000	60	160	24°
94TL202530WW/WH	94TL202530WW/BL	4 LINES	30	2000	2700	75	180	24°
94TL202530W/WH	94TL202530W/BL	4 LINES	30	2000	4000	75	180	24°


ADDITIONAL INFORMATION »

 93TL202520WW/WH

 This luminaire contains built-in LED lamps.


} L
E
D

The lamps cannot be changed in the luminaire.

874/2012 

Catalogue number WHITE	Catalogue number BLACK	Packing/Box (pcs)
93TL202520WW/WH	93TL202520WW/BL	1/40
93TL202520W/WH	93TL202520W/BL	1/40
93TL202530WW/WH	93TL202530WW/BL	1/30
93TL202530W/WH	93TL202530W/BL	1/30
94TL202520WW/WH	94TL202520WW/BL	1/40
94TL202520W/WH	94TL202520W/BL	1/40
94TL202530WW/WH	94TL202530WW/BL	1/30
94TL202530W/WH	94TL202530W/BL	1/30

